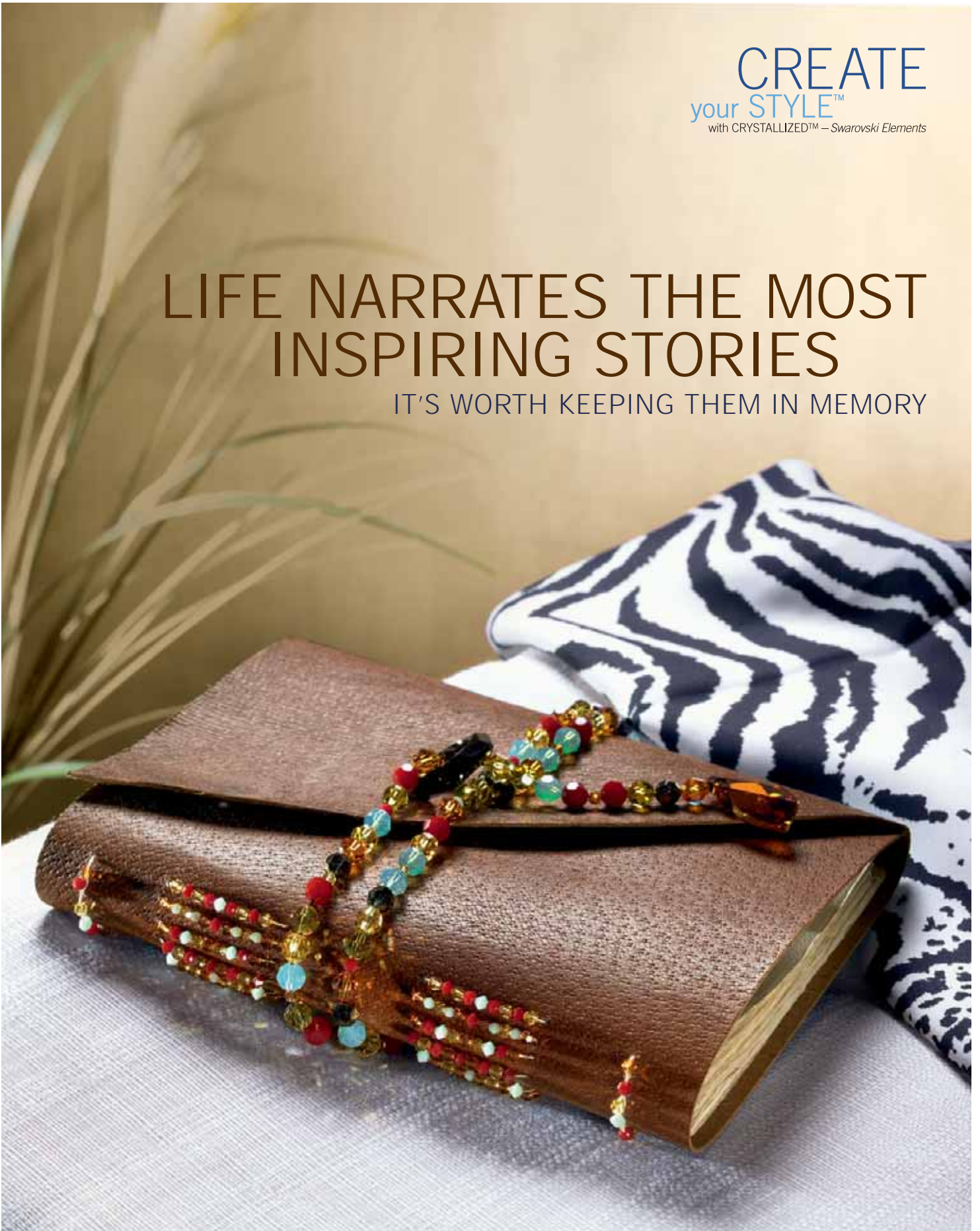


CREATE
your STYLE™
with CRYSTALLIZED™ – Swarovski Elements

LIFE NARRATES THE MOST INSPIRING STORIES

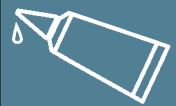
IT'S WORTH KEEPING THEM IN MEMORY



INSPIRATION
GUIDE

THE CURIOSNESS OF THE UNKNOWN

REVEALING AN EXOTIC WORLD OF ELEGANT STYLE



SEWING / GLUING

Elements

Flat Backs
Art. 2028




Sew-on Stones
Art. 3270



Fancy Stones
Art. 4439



Pendants
Art. 6460



ARCHAIC ECCENTRIC WILD GLAMOUR

Africa with its wild landscapes and the inimitable rituals of its origins seduces us with a rich atmosphere that perfectly combines with the archaic-elegant Art Deco era famously known for its glamorous, eccentric attitudes. Capture the most inspiring pieces of those two worlds to create your own individual style.

In the photo bag that is made of rustic yet noble carton and geometrically decorated with big generous crystal shapes by CREATE your STYLE™ with CRYSTALLIZED™ – *Swarovski Elements*. Your collection of memorabilia finds the place it merits protected by an enchanted closure made out of a found wood stick and gracious fancy crystals.



BECOME AN EXPRESSIONIST

TURN IT INTO DISTINCTIVE STYLE



SEWING / GLUING

Elements

Sew-on Stones
Art. 3210



Sew-on Stones
Art. 3223



Sew-on Stones
Art. 3240



Fancy Stones
Art. 4139



Fancy Stones
Art. 4854



Beads
Art. 5000



Pendants
Art. 6460




Crystal-it
Art. 75000



EXOTIC TRIBAL OPULENCE CONTRASTS

Simply add some glamour to every day's life and you will soon recognize how splendid and thrilling the often considered to be normal things around you can be experienced. If you dare to mix it with the chunky and tribal it makes an expressive counterpart creating a contrast that is as exuberant as your personality.

Benefit from these expressionistic moments even longer they last and lock them as little treasures. Create your individual notebook using high end book binding techniques combined with luxurious crystal shapes by CREATE your STYLE™ with CRYSTALLIZED™ – Swarovski Elements. Their style and graphical order are a perfect complement to the luxurious material of the golden paper fabric.



THE ESSENTIALS IN LIFE

YOUR PERSONAL BEST



SEWING / GLUING

Elements

Sew-on Stones
Art. 3255



Beads
Art. 5000



Crystal Pearls
Art. 5810



Crystal Pearls
Art. 5817



Crystal-it
Art. 75000



FEMINITY SELF CONFIDENCE CRYSTAL BOUDOIR


The definition of style is all about you decide to interpret it. The "Being Yourself" can be chalked up to the strength of personality and an attitude of the wisdom of the ego – expressively showing that you became in terms with yourself. Find your intimate retreat in the modern boudoir – the hemisphere you decide to create according to your own definition of beauty.

The lush and sensual self-made luxury scrapbook by CREATE your STYLE™ with CRYSTALLIZED™ – *Swarovski Elements* offers you an personal hiding place to reposit experiences of the past in a most sensual way.













CELEBRATE THE BIRTH OF VENUS

A DECLARATION OF FEMINITY



Elements


- Fancy Stones
Art. 4120 
- Fancy Stones
Art. 4139 
- Fancy Stones
Art. 4439 
- Fancy Stones
Art. 4470 
- Fancy Stones
Art. 4547 
- Fancy Stones
Art. 4565 
- Beads
Art. 5000 
- Crystal Pearls
Art. 5810 
- Pendants
Art. 6202 
- Crystal-it
Art. 75000 



VENUS
AUTHENTICITY
INTIMACY
PURENESS


Something is changing in the way society is thinking. Everybody takes a careful look to see how a dress or the accessories are interpreted. The return of the feminine style is a return of personality. Take the freedom to combine cuddly materials with sober delicacy and elegant lines – in your fashion as well as

in the flexible photo book, on which pieces of crystal by CREATE your STYLE™ with CRYSTALLIZED™ – Swarovski Elements set discreet accents. The tender Japanese paper and the soft gleams on the simple ring binding reflect the intimate pureness.



THE BLOSSOMS OF BEAUTY

UNITED IN REVEALED AND HIDDEN DETAILS



Elements

Flat Backs Art. 2493	
Flat Backs Art. 2520	
Flat Backs Art. 2709	
Fancy Stones Art. 4854	
Beads Art. 5000	
Crystal Pearls Art. 5810	
Pendant Art. 6723	
Crystal-it Art. 75000	



SECRETS
PRECIOUS
SENSUALITY
GRACE




The world of emotions is one that is constantly evolving – always between the opposites. Sometimes your feelings float like creating defining fine lines of fragile beauty whereas in more decent moments you want to preserve your thoughts a secret.

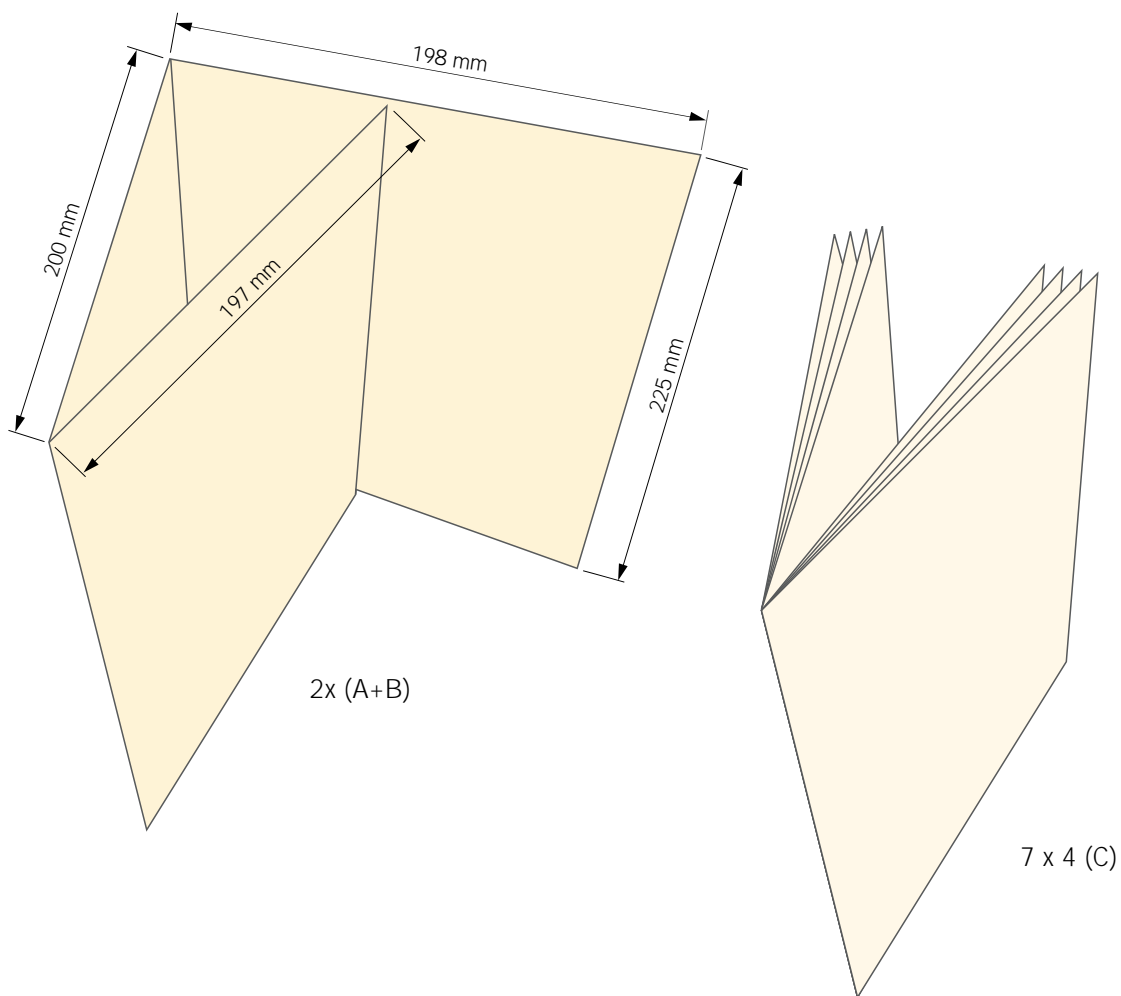
Get inspired by the classical Japanese binding technique to create your own notebook including a sparkling bookmark. When you combine it with carefully chosen Fancy Stones and Crystal Pearls by CREATE your STYLE™ with CRYSTALLIZED™ – Swarovski Elements it radiates perfect harmony and contemplation.










DIARY "BEING INTIMATE"



STEP 1




Elements

- Sew-on Stones
Art. 3255
ø 26 x 8,5 mm 
- Crystal
Moonlight 001 MOL
- Beads
Art. 5000 
ø 4 mm
Rose Water Opal 395
- Beads
Art. 5000 
ø 6 mm
Rose Water Opal 395
Crystal Silver
Shade 001 SSHA
Crystal
Moonlight 001 MOL
- Crystal Pearls
Art. 5810 
ø 4 mm
Crystal Powder Rose 352
Crystal Mauve 160
- Crystal Pearls
Art. 5817 
ø 6 mm
Crystal Bright Gold 306
Crystal Creamrose 621
Crystal Creamrose
Light 618
Crystal Almond 305
- Crystal Pearls
Art. 5817 
ø 8 mm
Crystal Creamrose 621
Crystal Powder Rose 352
- Crystal-it
Art. 75000 

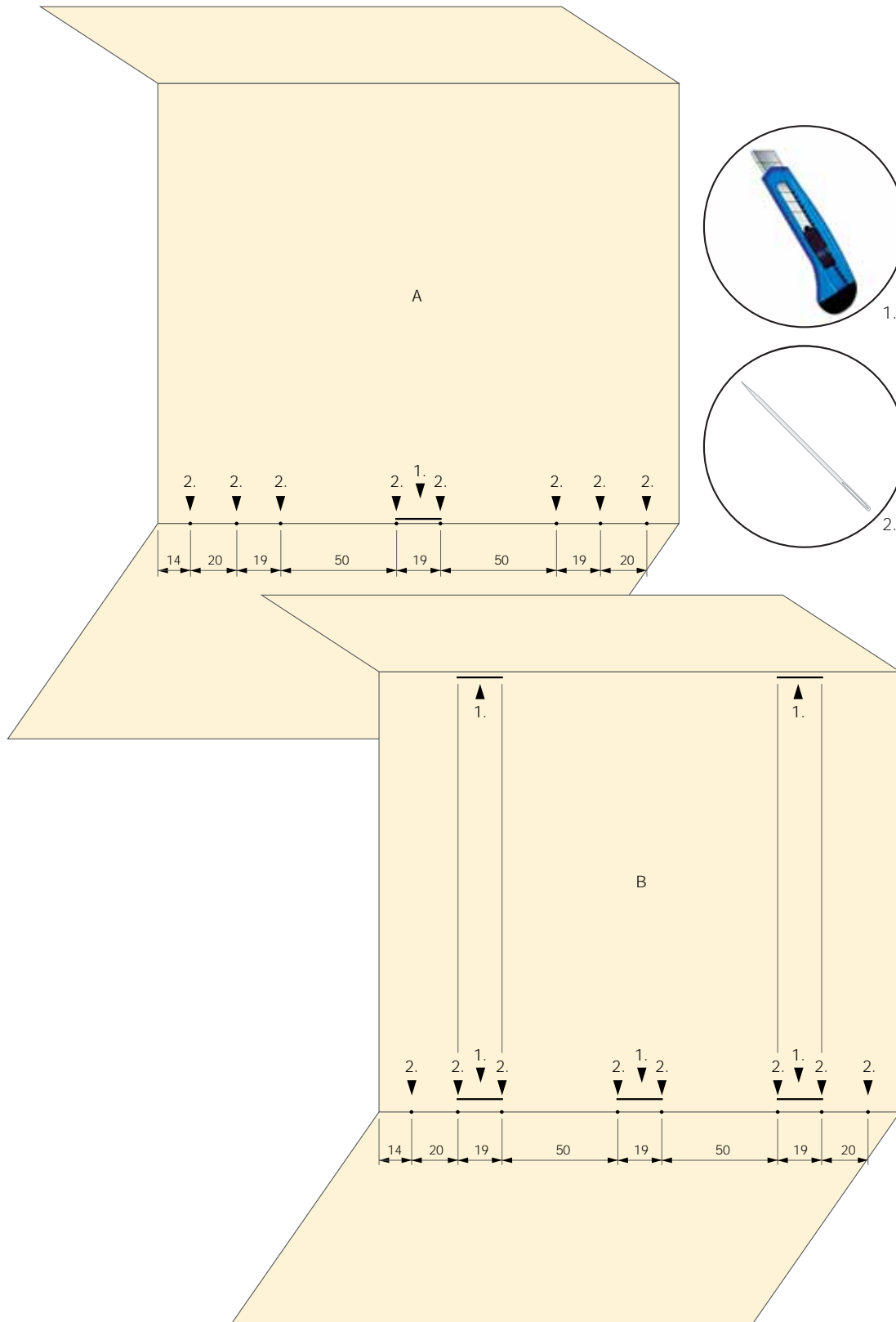
Material

- Beige Card
2 x (225 x 592 mm)
- Double faced
adhesive tape
- Beige Paper
28 x (223 x 388 mm)
- Satin Ribbon
17 x 2000 mm

DIARY "BEING INTIMATE"



STEP 2

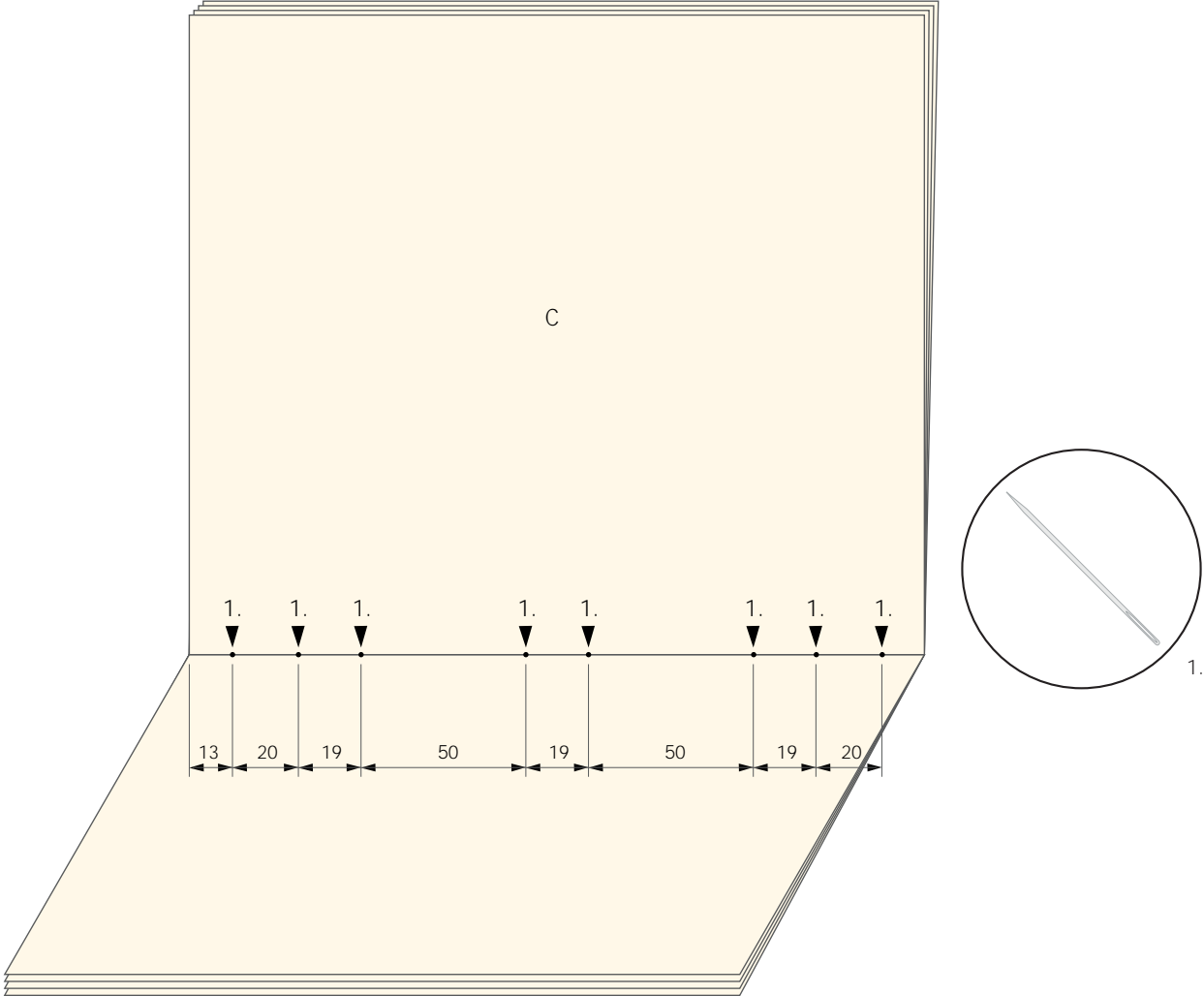


DIARY "BEING INTIMATE"




BEADING / GLUING

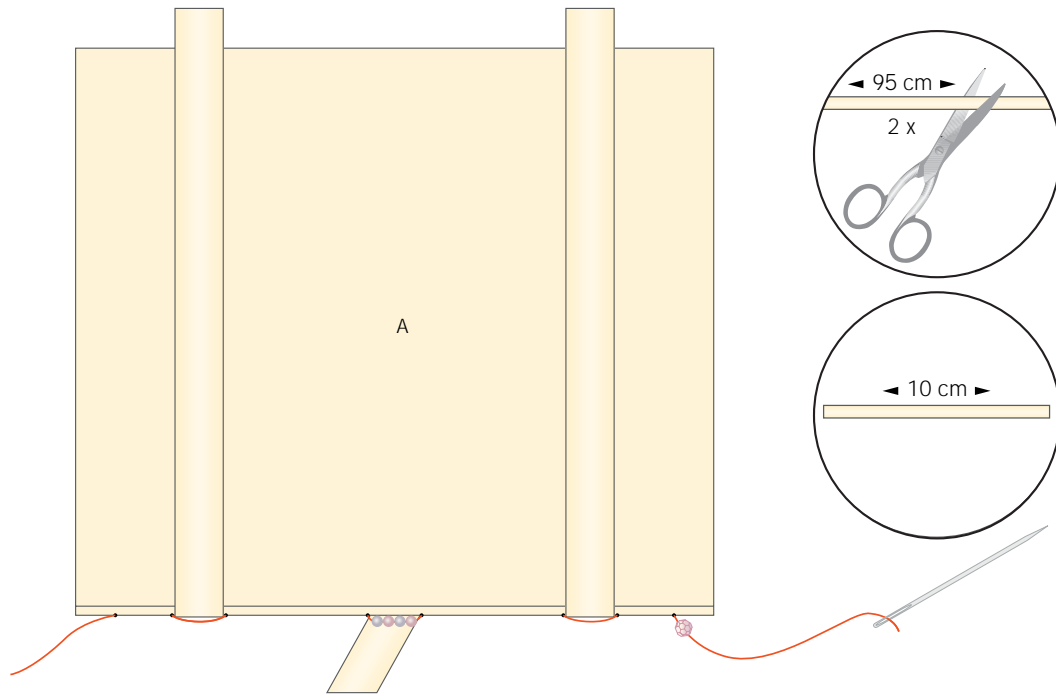
STEP 3



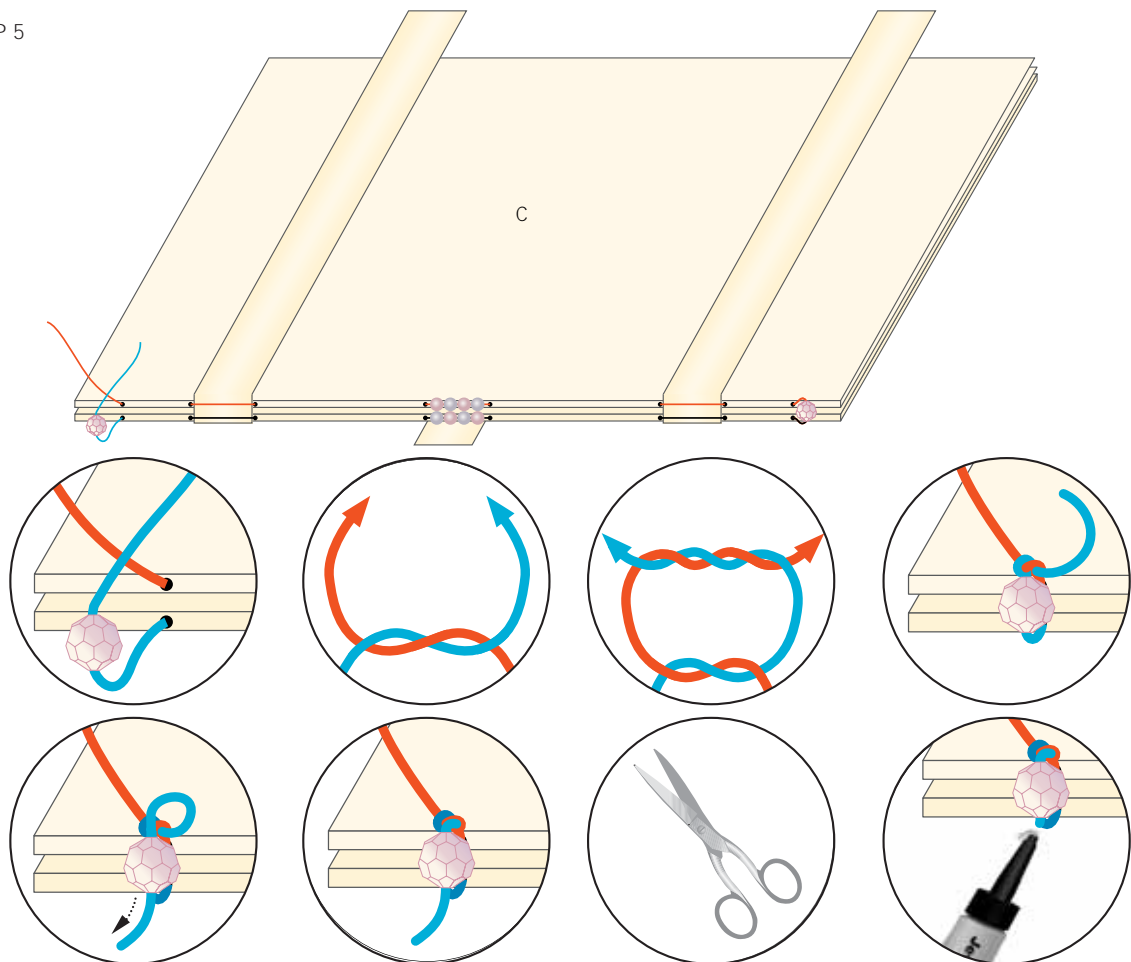
DIARY "BEING INTIMATE"




STEP 4



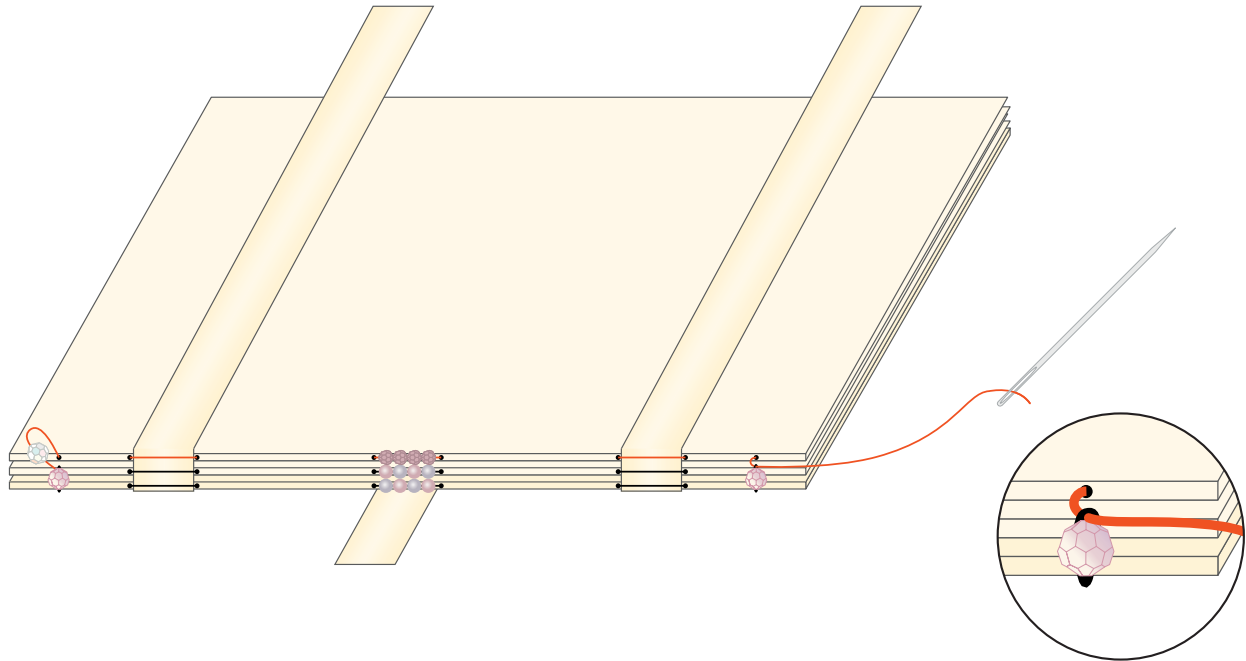
STEP 5



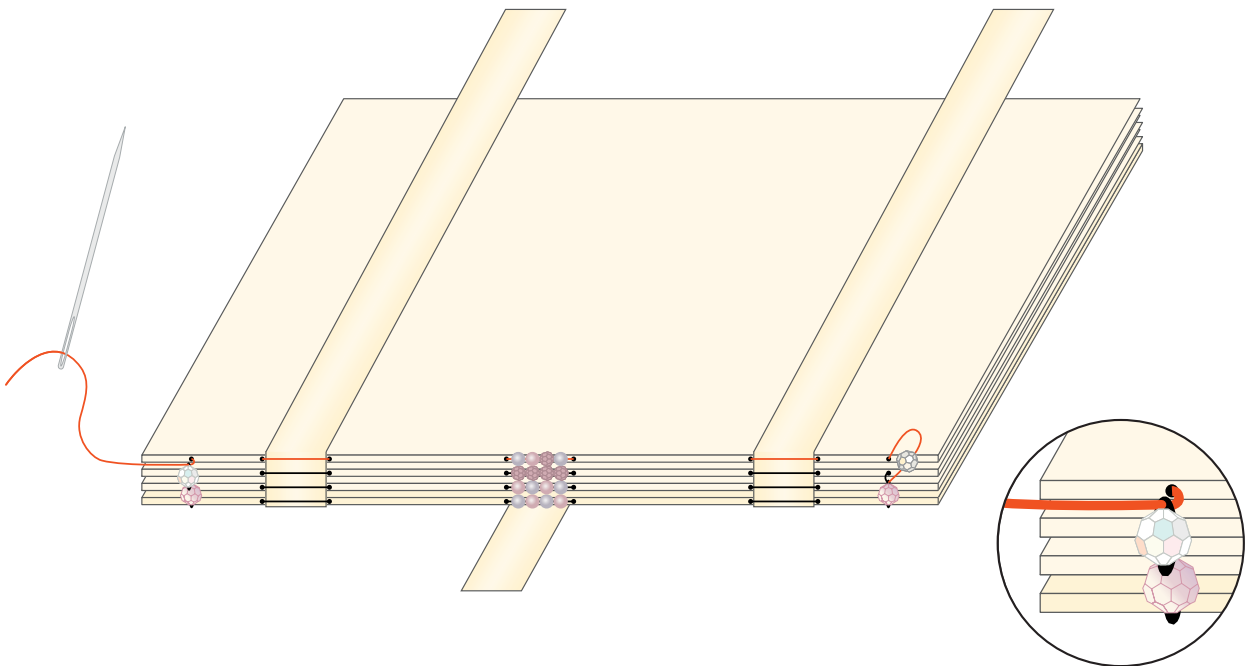
DIARY "BEING INTIMATE"




STEP 6 Repeat Step 4 and Step 5 alternately twice



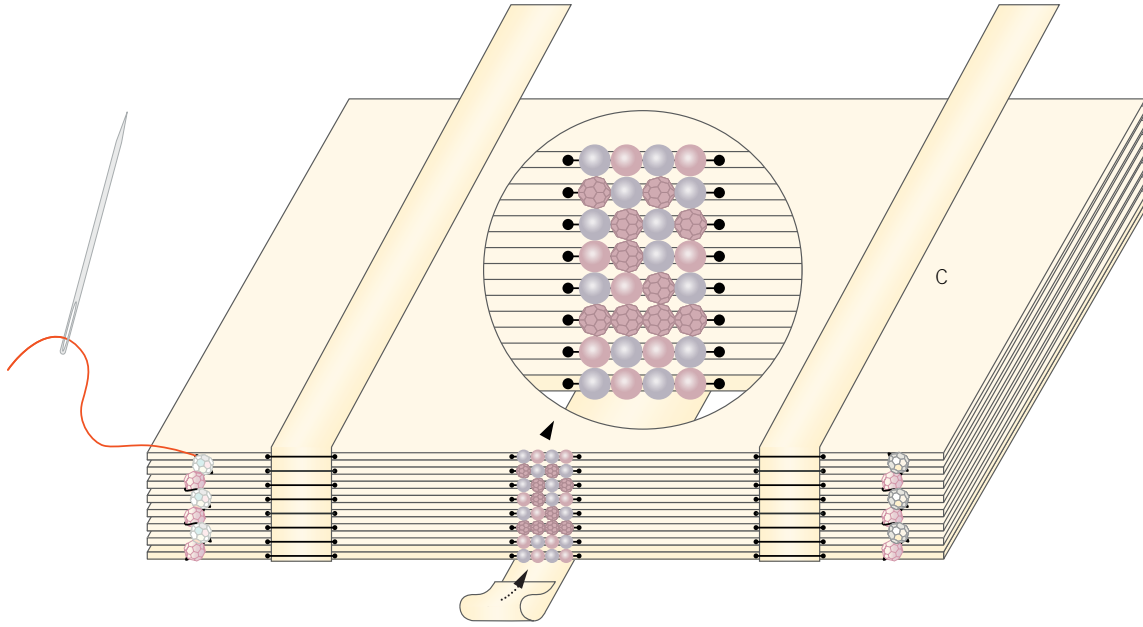
STEP 7




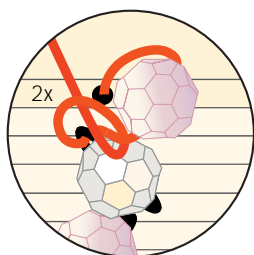
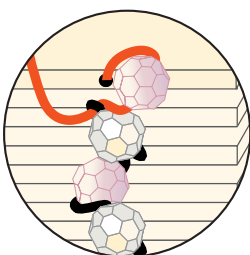
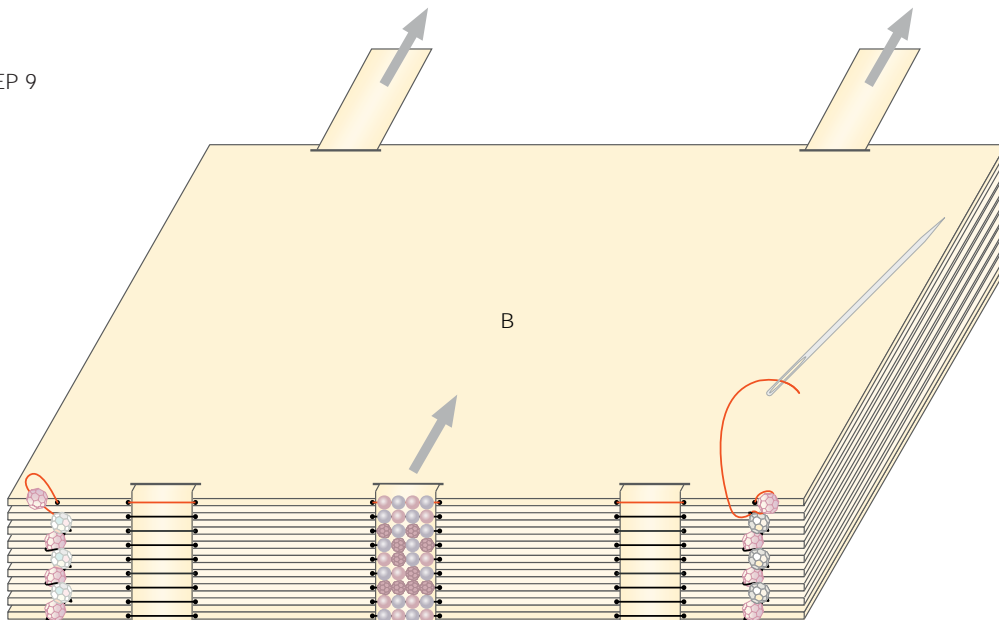
DIARY "BEING INTIMATE"




STEP 8



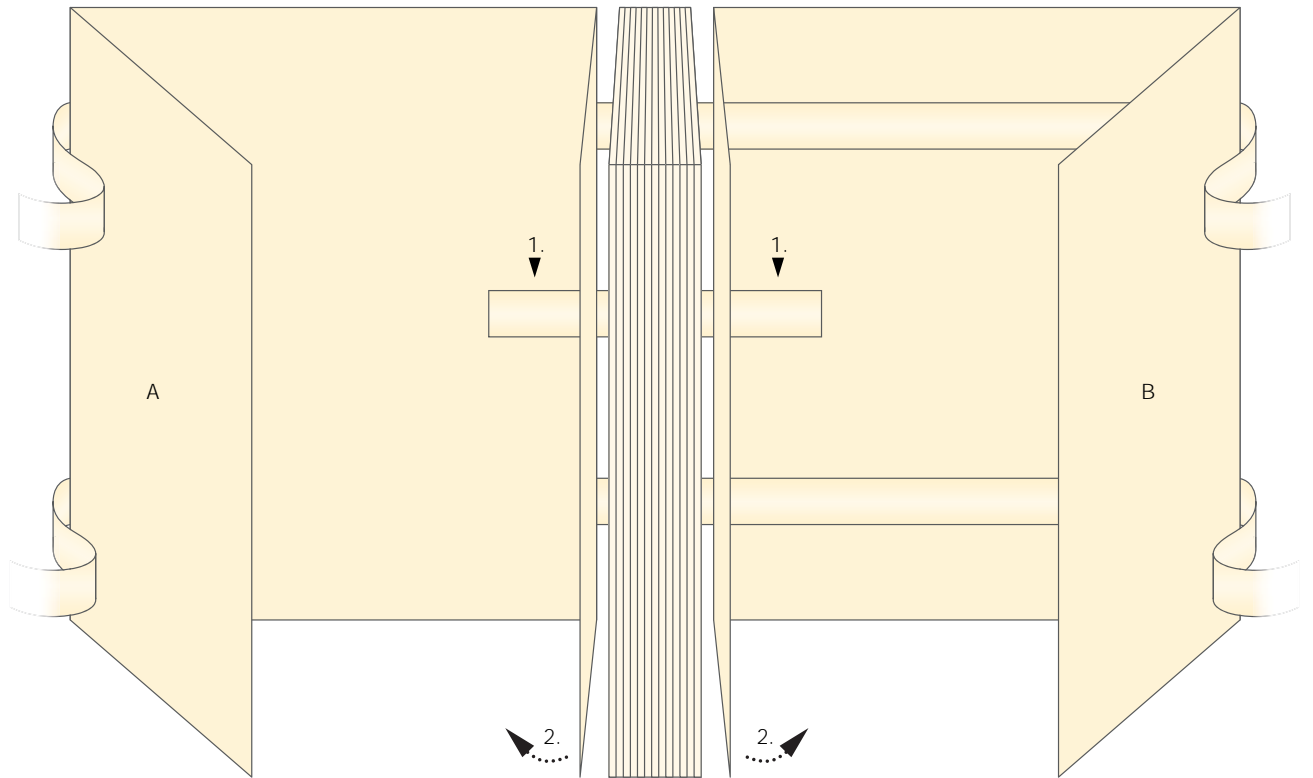
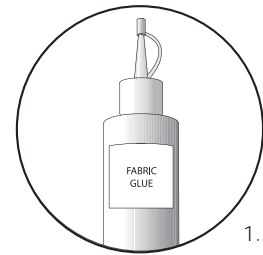
STEP 9




DIARY "BEING INTIMATE"



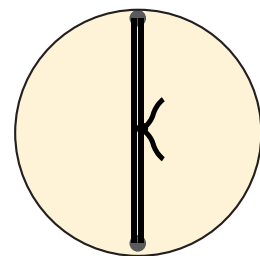
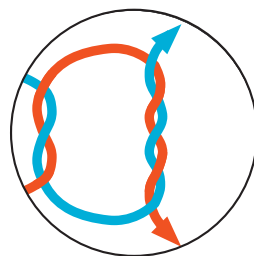
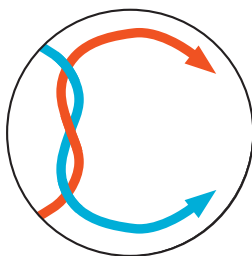
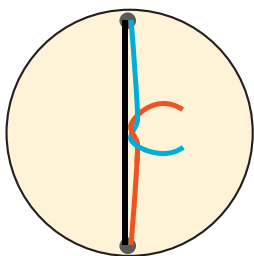
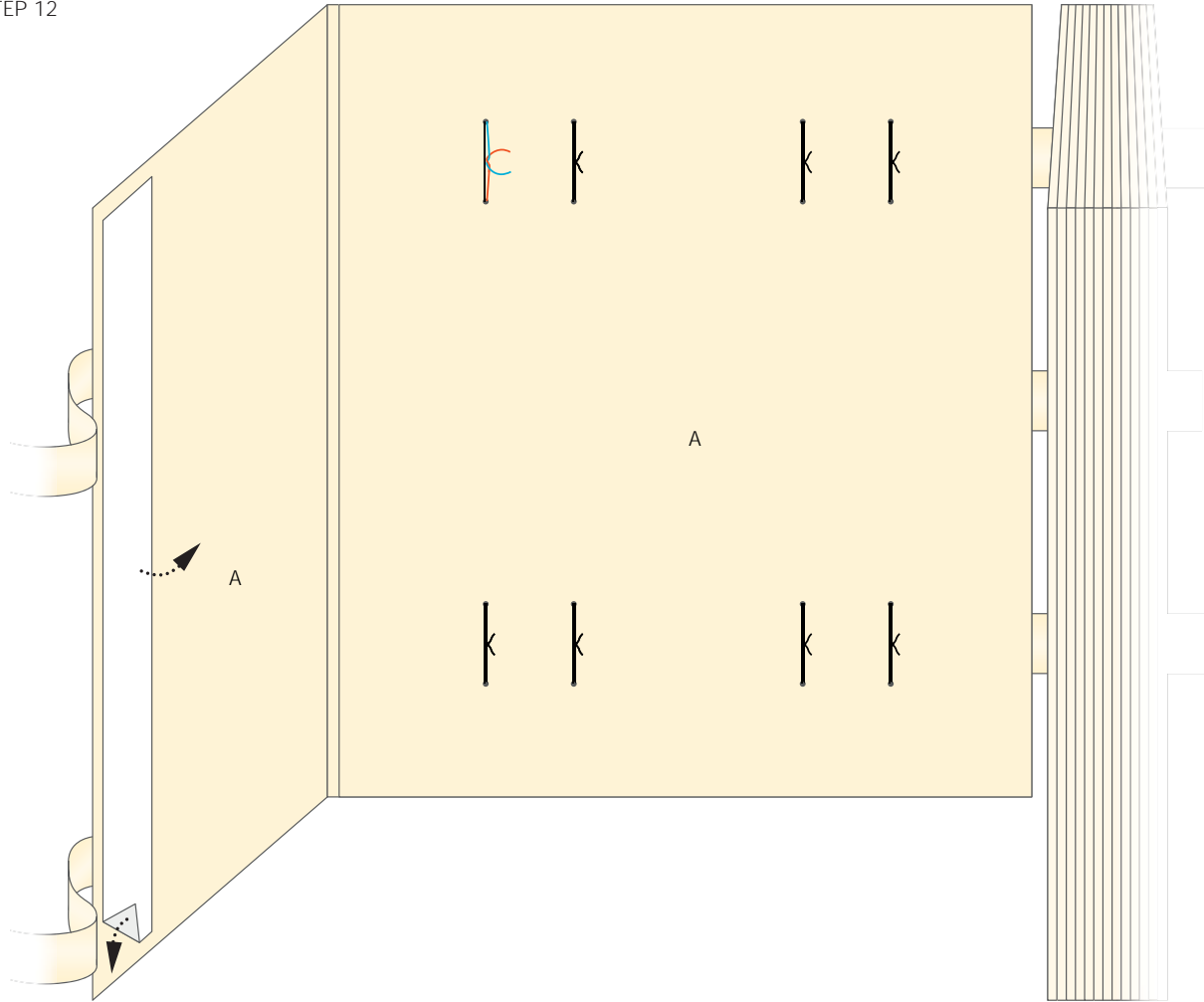
STEP 10




DIARY "BEING INTIMATE"



STEP 12



Repeat for B



DIARY "BEING INTIMATE"



BEADING / GLUING

